

**PAHCO**

**A/502233-MAT**

## **CHUVEIROS - LANÇAMENTOS**

chuveiros teto, quadrado, redondo, duchas manuales, etc.  
barras e braços, desviadores, etc.

**Material: ABS plástico cromado - primeira qualidade  
e outros materiais**

**Filial No Brasil:**

***PAHCO do Brasil***

Rua 12 de Novembro, 180 - Centro, 3° A, Sala 31

CEP: 13465-490 Americana (SP) – Brasil

Tel.: (19) 3621 6070

Fax: (19) 3621 6073

[eliane.luis@pahco.de](mailto:eliane.luis@pahco.de)

[www.pahco.de](http://www.pahco.de)

**Matriz na Alemanha:**

***PAHCO GmbH***

Norderoog 1

28259 Bremen - Germany

Tel.: +49 / 421 – 5 37 97 – 3

Fax: +49 / 421 – 5 37 97 –55

[export@pahco.de](mailto:export@pahco.de)

[www.pahco.de](http://www.pahco.de)



Phone: +49 / 4 21 - 5 37 97 -3  
Fax: +49 / 4 21 - 5 37 97 -55  
e-mail: brandes@pahco.de




## **REGADERAS MODERNAS**

**Juegos de duchas, con barra y manguera, con jabonera, etc.  
Material: ABS plástico cromado**



## **CLASSIC ETERNAL FASHION**



**model: S128**  
Designed by ECH 12"x8"



**model: S180**  
Designed by ECH 7"x7"

**COMBINATION OF  
SENSIBILITY AND  
RATIONALITY**



**model: BD108**  
Designed by ECH 10"x8"



**model: D320**  
Designed by ECH 8"



**model CD108**  
Designed by ECH 10"x8"




**model: 380**  
Designed by ECH 12"



**model: C面板**  
Designed by ECH




**model: 400**  
Designed by ECH 12"x12"



**model: B面板**  
Designed by ECH






**model: FD108**  
Designed by ECH 10"x8"



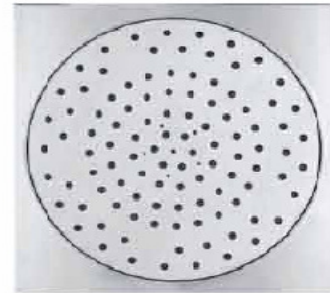
**model: D面板**  
Designed by ECH

# CLASSIC ETERNAL FASHION



**model: GS200**  
Designed by ECH 8"x8"

**model: S200**  
Designed by ECH 8"x8"



**model: D310**  
Designed by ECH 9"x9"

**model: S250**  
Designed by ECH 10"x10"

**model: SL250**  
Designed by ECH 10"x10"





**model: C300**  
Designed by ECH 9"

**model: B320**  
Designed by ECH 8"

**model: D280**  
Designed by ECH 9"



**model: D180**  
Designed by ECH 6"



**model: D330**  
Designed by ECH 10"

**model: D330**  
Designed by ECH 10"

**model: D290**  
Designed by ECH 8"



**model: FD240**  
Designed by ECH 10"

**model: BD240**  
Designed by ECH 10"

**model: FD160**  
Designed by ECH 6"

**model: BD160**  
Designed by ECH 6"



**model: 300**  
Designed by ECH 8"



**model: B2201**  
Designed by ECH 9"



**model: 2201**  
Designed by ECH 9"



**model: B2202**  
Designed by ECH 6"



**model: 2202**  
Designed by ECH 6"



**model: B160**  
Designed by ECH 6"



**model: B240**  
Designed by ECH 10"



# FASHIONABLE SHAPE



**model: 27V1**  
Designed by ECH  
Single Function



**model: 27V2**  
Designed by ECH  
2 Functions



**model: 27V4**  
Designed by ECH  
4 Functions



**model: 27K1**  
Designed by ECH  
Single Function



**model: 27K2**  
Designed by ECH  
2 Functions



**model: 27K4**  
Designed by ECH  
4 Functions



**model: 27H4**  
Designed by ECH  
4 Functions



**model: 27H2**  
Designed by ECH  
2 Functions



**model: 27H1**  
Designed by ECH  
Single Function



# A GOOD DESIGN IS THE PERFECT COMBINATION OF



**model: 2731**  
Designed by ECH  
**Single Function**



**model: 2732**  
Designed by ECH  
**2 Functions**



**model: 2734**  
Designed by ECH  
**4 Functions**



**model: 27F1**  
Designed by ECH  
**Single Function**



**model: 27F2**  
Designed by ECH  
**2 Functions**



**model: 27F4**  
Designed by ECH  
**4 Functions**



**model: 27E4**  
Designed by ECH  
**4 Functions**



**model: 27E2**  
Designed by ECH  
**2 Functions**



**model: 27E1**  
Designed by ECH  
**Single Function**





**model: 27D4**  
Designed by ECH  
4 Functions



**model: 27D2**  
Designed by ECH  
2 Functions



**model: 27D1**  
Designed by ECH  
Single Function



**model: 27A4**  
Designed by ECH  
4 Functions



**model: 27A2**  
Designed by ECH  
2 Functions



**model: 27A1**  
Designed by ECH  
Single Function





**model: 2811**  
Designed by ECH  
Single Function



**model: 2800**  
Designed by ECH  
Single Function



**model: 2707**  
Designed by ECH  
Single Function



**model: 2709**  
Designed by ECH  
Single Function



**model: F2733**  
Designed by ECH  
Single Function



**model: B2733**  
Designed by ECH  
Single Function



**model: B2722**  
Designed by ECH  
Single Function



**model: 2655**  
Designed by ECH

## A GOOD DESIGN





**model: B27AD**  
Designed by ECH  
Single Function



**model: F27AD**  
Designed by ECH  
Single Function



**model: F2733**  
Designed by ECH  
Single Function



**model: B2733**  
Designed by ECH  
Single Function



**model: B2722**  
Designed by ECH  
Single Function



**model: 2755**  
Designed by ECH  
Single Function



**model: 2766**  
Designed by ECH  
Single Function



**model: T28F6**  
Designed by ECH  
3 Functions



**model: 28F6**  
Designed by ECH  
2 Functions



**model: S28F6**  
Designed by ECH  
Single Function



**model: S2787**  
Designed by ECH  
Single Function



**model: 2787**  
Designed by ECH  
2 Functions



**model: T2787**  
Designed by ECH  
3 Functions



**model: T2602**  
Designed by ECH  
3 Functions



**model: S2602**  
Designed by ECH  
Single Function



**model: 2602**  
Designed by ECH  
3 Functions



**model: 26A1**  
Designed by ECH  
Single Function



**model: 2616**  
Designed by ECH  
3 Functions



**model: T2615**  
Designed by ECH  
3 Functions



**model: 2615**  
Designed by ECH  
2 Functions



**model: S2615**  
Designed by ECH  
Single Function





**model: T2702**  
Designed by ECH  
3 Functions



**model: 2702**  
Designed by ECH  
2 Functions



**model: S2702**  
Designed by ECH  
Single Function



**model: T2712**  
Designed by ECH  
3 Functions



**model: 2712**  
Designed by ECH  
2 Functions



**model: S2712**  
Designed by ECH  
Single Function



**model: 27B1**  
Designed by ECH  
2 Functions



**model: S27B1**  
Designed by ECH  
Single Function



**model: T27B1**  
Designed by ECH  
3 Functions



**model: T2708**  
Designed by ECH  
3 Functions



**model: 2708**  
Designed by ECH  
2 Functions



**model: S2708**  
Designed by ECH  
Single Function



**model: 2662**  
Designed by ECH  
2 Functions



**model: 2672**  
Designed by ECH  
2 Functions



**model: 2652**  
Designed by ECH  
2 Functions



**model: 2688**  
Designed by ECH  
Single Function



**model: 2677**  
Designed by ECH  
Single Function



**model: 2655**  
Designed by ECH  
Single Function



**model: 2632**  
Designed by ECH  
2 Functions



**model: 2631**  
Designed by ECH  
Single Function



**model: T2606**  
Designed by ECH  
3 Functions



**model: 2502**  
Designed by ECH  
2 Functions



**model: C2502**  
Designed by ECH  
2 Functions



**model: 2512**  
Designed by ECH  
2 Functions



**model: 2752**  
Designed by ECH  
3 Functions



**model: A2737**  
Designed by ECH  
3 Functions



**model: 2715**  
Designed by ECH  
3 Functions



**model: 26A7**  
Designed by ECH  
2 Functions



**model: 2618**  
Designed by ECH  
2 Functions



**model: 2298**  
Designed by ECH  
4 Functions




**model: 2295**  
Designed by ECH  
3 Functions




**model: 23A5**  
Designed by ECH  
3 Functions



**model: B2110**  
Designed by ECH  
3 Functions



**model: 23B0**  
Designed by ECH  
3 Functions



**model: 23A8**  
Designed by ECH  
4 Functions









**model: B2100**  
Designed by ECH



**model: S2100**  
Designed by ECH  
Single Function



**model: 2302**  
Designed by ECH  
2 Functions



**model: 2303**  
Designed by ECH  
2 Functions



**model: 2322**  
Designed by ECH  
Single Function



**model: 2304**  
Designed by ECH  
2 Functions



**model: K2305**  
Designed by ECH  
2 Functions



**model: 2366**  
Designed by ECH  
Single Function

# FASHIONABLE SHAPE



**model: 2377**  
Designed by ECH  
Single Function



**model: 2368**  
Designed by ECH  
Single Function



**model: 2313**  
Designed by ECH  
2 Functions



**model: 2312**  
Designed by ECH  
2 Functions



**model: 2508**  
Designed by ECH  
2 Functions



**model: 2002**  
Designed by ECH  
2 Functions



**model: 2200**  
Designed by ECH  
Single Function



**model: 2800**  
Designed by ECH  
Single Function



**model: 2811**  
Designed by ECH  
Single Function



**model: 2822**  
Designed by ECH  
Single Function



**model: 2611**  
Designed by ECH  
Single Function



**model: 2622**  
Designed by ECH  
Single Function



**model: 2633**  
Designed by ECH  
Single Function



**model: F2733**  
Designed by ECH  
Single Function



**model: B2480**  
Designed by ECH  
Single Function



**model: 2755**  
Designed by ECH  
Single Function



**model: B2722**  
Designed by ECH  
Single Function



**model: F2480**  
Designed by ECH  
Single Function



**model: 2766**  
Designed by ECH  
Single Function



**model: F2509**  
Designed by ECH  
Single Function



**model: R2509**  
Designed by ECH  
Single Function



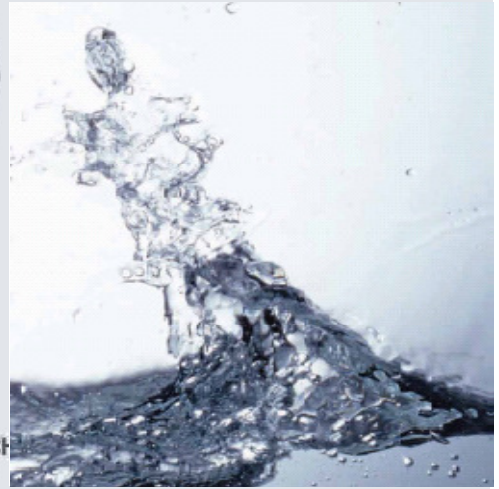
**model: 2509**  
Designed by ECH  
Single Function



**model: 2707**  
Designed by ECH  
Single Function



**model: 2709**  
Designed by ECH  
Single Function



**model: 2300**  
Designed by ECH  
Single Function



**model: 2309**  
Designed by ECH  
Single Function



**model: 1305**  
Designed by ECH  
Single Function



model: 2500-C  
Designed by ECH  
Single Function



model: 2500-D  
Designed by ECH  
Single Function



model: 2500-B  
Designed by ECH  
Single Function



model: 2500-E  
Designed by ECH  
Single Function

## SHOWER SET SERIES

**DESIGNERS HAVE ENDOWED  
CONVENTIONAL PRODUCTS WITH  
NEW LIFE**



**model: 2734+MX22**  
Designed by ECH



**model: 27H4+MX22**  
Designed by ECH



**model: 27E2+FT**  
Designed by ECH



**model: 2733+FT**  
Designed by ECH



**model: 2722+MX22**  
Designed by ECH



**model: 27H4+FS**  
Designed by ECH



**model: MD22**  
Designed by ECH  
screw distance:60cm  
tube diameter:22mm



**model: MX22**  
Designed by ECH  
screw distance:60cm  
tube diameter:22mm



**model: IT**  
Screw distance: 80cm(58cm)



**model: IS**  
Screw distance: 80cm(58cm)



**model: ST**  
Screw distance: 61.5cm



**model: BK**  
Screw distance: 64.4cm/60cm



**model: S**  
Screw distance: 61.5cm



**model: MA Soap dish**



**model: GR Soap dish**





model: U  
Screw distance: 60cm



model: UV  
Screw distance: 58cm



model: V  
Screw distance: 60cm



model: VS  
Screw distance: 60cm



model: U Soap dish



model: Q Soap dish



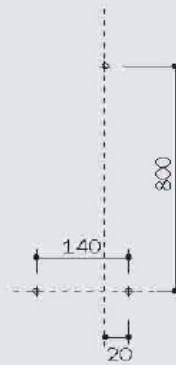
model: E Soap dish



model: YA  
Screw distance: 60cm



model: VS+ED  
Screw distance: 80cm



model: YA+ED  
Screw distance: 80cm



model: MA25+IC  
Screw distance: 60cm



model: MA19+D19  
Screw distance: 60cm



model: D19 Soap dish



model: IC Soap dish



model: BF Soap dish



model: FS  
Screw distance: 60cm



model: ET  
Screw distance: 60cm



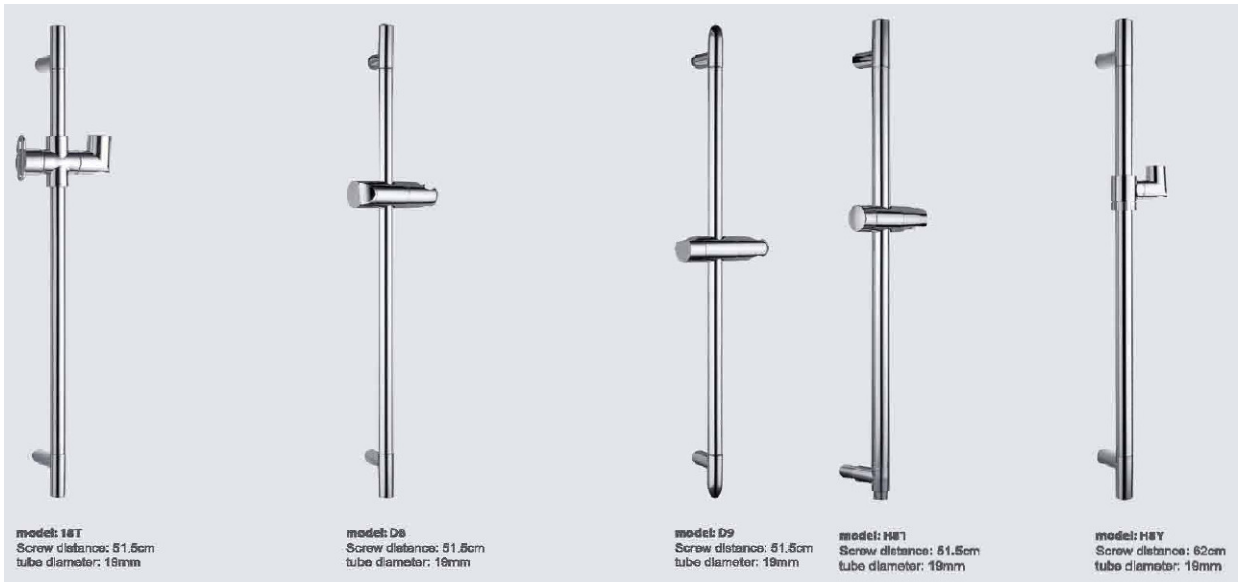
model: FT  
Screw distance: 60cm



model: FU  
Screw distance: 60cm



model: EU  
Screw distance: 60cm



**model: H8**  
 Screw distance: 62cm  
 tube diameter: 1.9cm



**model: P**  
 Screw distance: 60cm



**model: HT**  
 Screw distance: 61cm



**model: HP**  
 Screw distance: 61cm



**model: DT**  
 Screw distance: 54.5cm



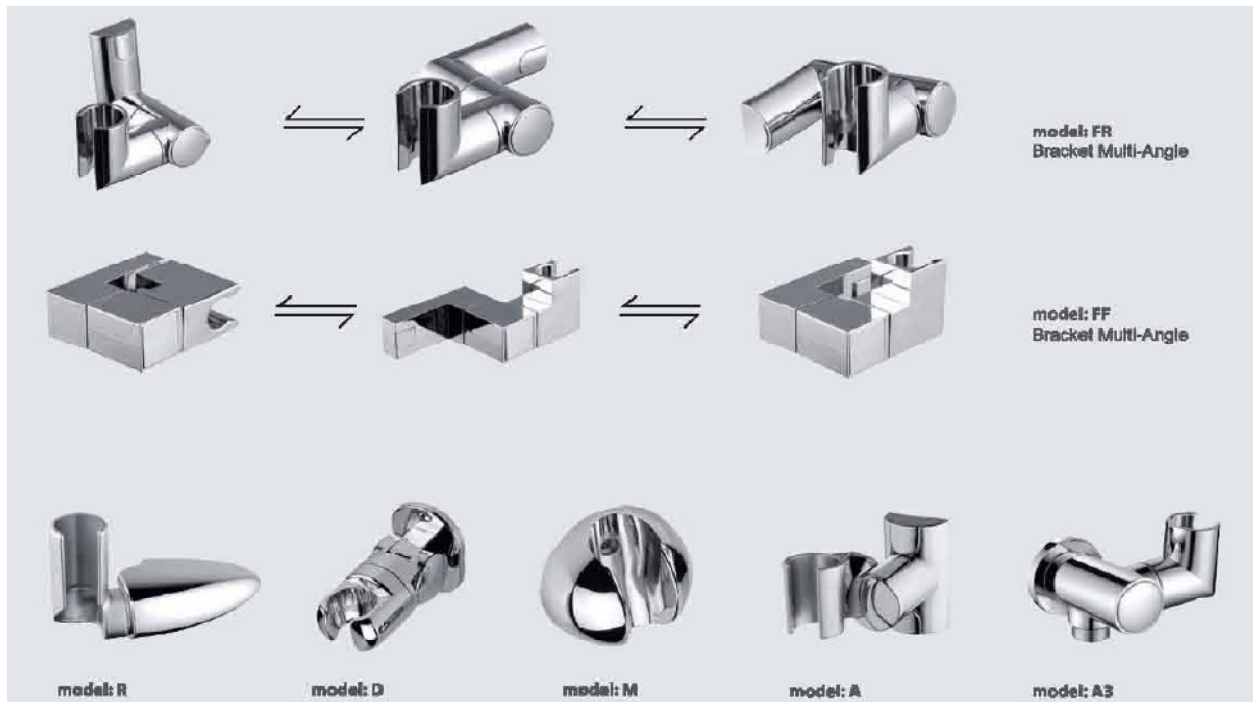
**model: DP**  
 Screw distance: 54.5cm



**model: HQ**  
 Screw distance: 61cm



# FITTING SERIES





model: Jet A shower holder



model: Jet B



model: Shower connector



model: DL90



model: DL120



model: YGZ



model: FYGZ



model: DP1



model: RI1



model: FR01



model: FI1



model: H81



model: E shower holder(ø25)



model: A shower holder(ø25)



model: F shower holder(ø25)



model: D30 shower holder(ø30)



model: Q shower holder(ø25)



model: C shower holder(ø25)



model: Y shower holder(ø25)



model: D19 shower holder(ø19)



model: T shower holder(ø25)



model: P shower holder(ø25)